

# Flywire Integration

You can connect advatra with Flywire. This way you can create invoices on Flywire, which then will be synced to advatra, when the client has paid.

Every payment in Flywire creates a Prepayment in advatra.

Make sure, that the Flywire **Invoice #** is always the **Dossiernumber** of advatra.  
All other invoices will be ignored.

## Requirements

To set up the Flywire integration, please contact your account manager first. You will need the following information:








- Endpoint URL from advatra
- API Keys from Flywire
- Default VAT
- Default Account financial

## Setup

To set up the Flywire integration, make sure, you have all the information from the **Requirements**.

If you have received your Endpoint URL, go to your Flywire Dashboard.

Navigate to **Settings -> Webhooks**

|   |                   |   |
|---|-------------------|---|
|  | Overview          |   |
|  | Invoicing         | ▼ |
|  | Payments          | ▼ |
|  | Refunds           |   |
|  | Contacts          | ▼ |
|  | Invoice reporting | ▼ |
| <hr/>   |                   |   |
|  | Settings          | ^ |
| <hr/>   |                   |   |
| General   |                   |   |
| Company info  |                   |   |
| Wallet  |                   |   |
| User management   |                   |   |
| Invoicing   |                   |   |
| Style & localization  |                   |   |
| Import/export   |                   |   |
| <hr/>   |                   |   |
| Webhooks  |                   |   |

Add a new Webhook with the "**Add new Webhook**"-Button on the top right.

Enter the following information:

New webhook

ENDPOINT URL

ADVATRA ENDPOINT URL

EVENTS TO SEND

Select

Invoicing

Invoice payment guaranteed

DESCRIPTION

advatra

Save changes

Cancel

#### Endpoint URL

The Endpoint URL that you have received from advatra.

#### Events to send

Select the "Invoice payment guaranteed"-Event

#### Description

Add a description like "advatra"

## FAQ

#### When will the payment be visible in advatra?

After the payment of your client is guaranteed, the Prepayment in advatra will be created within 5 minutes.

#### What if I use instalments for my invoices?

Every instalment will get synced to advatra. After the payment is guaranteed, a Prepayment will be created. If you have 2 instalments, you will find 2 Prepayments in advatra.

#### Is it relevant, which payment method my client uses?

No, this integration works with all payment methods Flywire offers. The duration until the payment is guaranteed depends on the payment method. For example, bank transfers can take up to 2-3 business days to process.

---